

Electrical Properties:

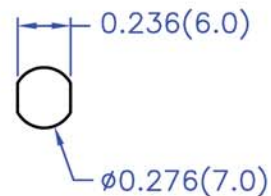
Frequency Range: 2.4~2.5 GHz
 Impedance: 50Ω nominal
 VSWR: <2.0:1
 Gain: *5.0 dBi
 Radiation: Omni
 Polarization: Vertical

*Gain is measured under without flying lead.

Mechanical Properties:

Cable: 1.37mm coaxial cable, standard length L=5 inches.
 Connector: IPEX plug connector, Hirose U.FL compatible(female)
 Material:
 Overmold: Polyurethane(Black); BASF
 Swivel: Polyurethane(Black); BASF and Polycarbonate(Black); Bayer
 Operation Temp.: -20°C to +65°C
 Storage Temp.: -30°C to +75°C

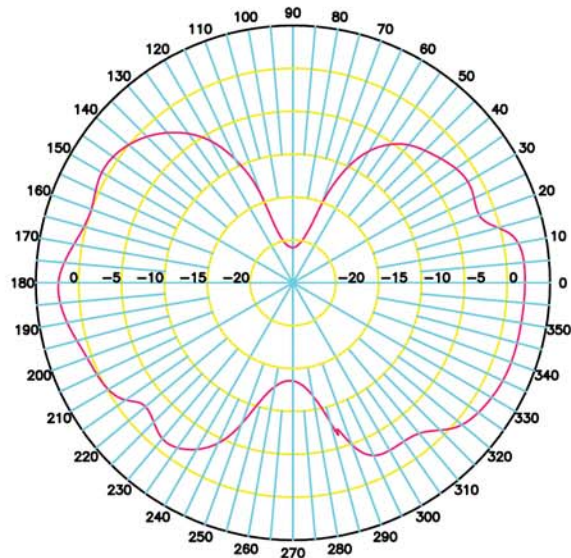
A-A view-Thread cross-section



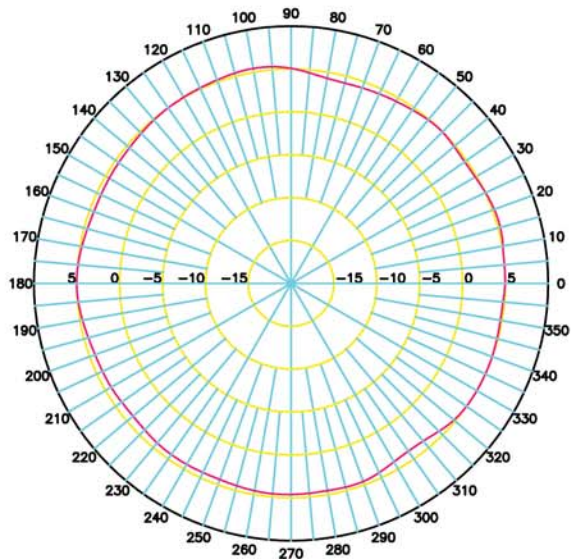
Double D-cut

TITLE	2.4 GHz Fixed Mount Swivel Antenna - 151 Model	DATE	SHEET
			1 of 2
UNIT	DWG. NO.	ACH2-AT-DP004	
in.(mm)			
SCALE	DPAC Technologies		
None			

E-Plane Pattern @ 2.45GHz



H-Plane Pattern @ 2.45GHz



L (inch)	Attenuation (dB)
3"	0.23 dB
4"	0.30 dB
5"	0.38 dB
6"	0.45 dB
8"	0.60 dB
10"	0.75 dB
12"	0.90 dB

Flying Lead Cable Length v.s. Attenuation Table
1.37mm Cable Measured @ 2.45GHz

TITLE	2.4 GHz Fixed Mount Swivel Antenna - 151 Model	DATE	SHEET
UNIT	DWG. NO.		2 of 2
in.(mm)	ACH2-AT-DP004		
SCALE	DPAC Technologies		
None			